

PHOENIX SMART PRODUCT PROFILE

TOPDON[®]



PHOENIX SMART

The Phoenix Smart® is part of TOPDON's new generation of intelligent diagnostic tools. Equipped with quad-core processors and a 10.1" HD touch screen, this tool allows you to diagnose fault codes with one click. Its 12600mAh battery can work all day without fear of losing power. The Phoenix Smart also supports Cloud-Based Programming for over 13 car brands and includes 2 years of free software upgrades. Combined with the MDCI Pro, this scanner gives you unprecedented coverage, intelligent diagnoses, and a wide array of maintenance functions.



TOPDON®

PHOENIX SMART SPACES

| | |
|----------------------|--|
| Display | LCD 10.1" touchscreen, 1280*800 |
| CPU | 4-Core Processor, 2.0 GHz, Android 10.0 |
| RAM | 4G |
| ROM | 128G |
| Battery | 12600 mAh / 3.8V |
| Operating Voltage | 9~18V |
| Storage Temperature | -20°C to 60°C (-4°F to 140°F) |
| Working Temperature | 0°C to 50°C (32°F to 122°F) |
| Dimensions | 278 x 191 x 48mm (10.94 x 7.52 x 1.89") |
| Package Size | 468 x 320 x 143mm (18.43 x 12.60 x 5.63") |
| Multilingual Support | English, German, Spanish, French, Italian, Japanese, Portuguese, Russian, Polish, Turkish, Dutch, Hungarian, Chinese(Traditional), Korean, Finnish |

PHOENIX MDCI PRO SPECS

| | |
|-------------------------|---|
| CPU | Cortex-A7 + Cortex-M7, Dual Processor |
| Operating System | Linux |
| RAM | 256M |
| ROM | 8G |
| Display | TFT, 3.97", 320x480Pixels |
| Wi-Fi | 2.4GHz/5GHz, Dual Band |
| Working Temperature | 0°C~50°C (32°F~122°F) |
| Operating Voltage | DC 9~36 V |
| Dimensions | 196 x 135 x 42.8 mm (7.72 x 5.31 x 1.69") |
| New Protocols Supported | J2534, CAN FD, DOIP, D-PDU, RP1210 |

BROAD COVERAGE AND A COMPREHENSIVE DATABASE



The Phoenix Smart supports full system fault diagnosis of more than 200 vehicle brands.

This tool offers OE-Level diagnostics for the most common Asian, American, and European models, and many other vehicle models.

TOPDON®

PROGRAMMING FUNCTIONS AND ONLINE CODING



The Phoenix Smart includes Online Coding Functions for Audi, BMW, Porsche, and other vehicle manufacturers.

It supports Cloud Based Programming functions for 13+ car brands, such as Mercedes-Benz, BMW, VW(Audi/Skoda/Seat), Porsche, Land Rover/Jaguar, Nissan, Subaru, Renault, Hyundai, and many more!

TOPDON[®]

THE PHOENIX MDCI PRO HAS YOU COVERED!

J2534

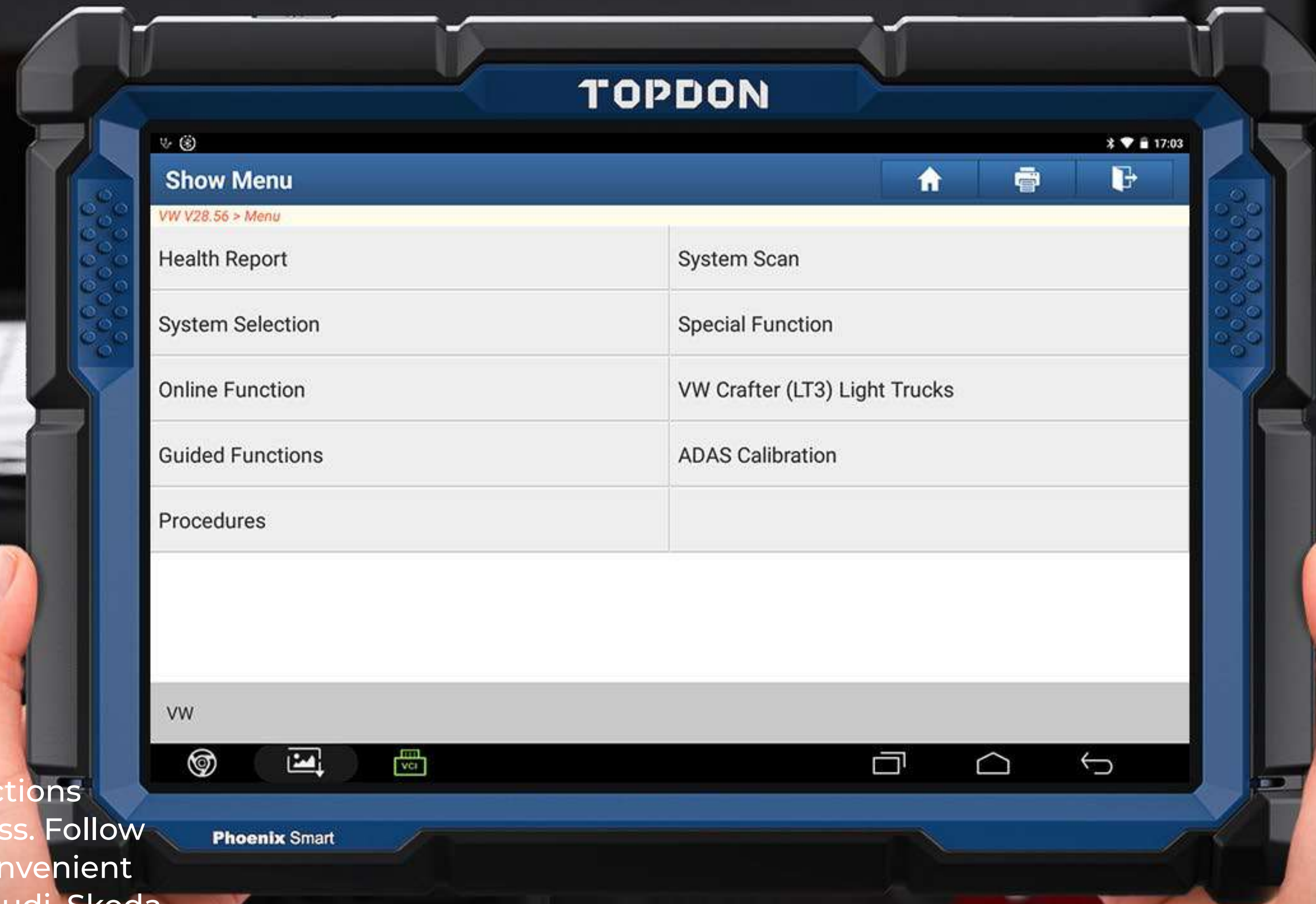
TOPDON's Phoenix Smart comes with the Phoenix MDCI Pro, a VCI that supports J2534, DoIP, CanFD, D-PDU, and RP1210 protocols.

This MDCI Pro's unparalleled coverage allows you to offer OE-level services to newer and more modern vehicles. With the Phoenix MDCI Pro, you will never be forced to outsource!



TOPDON®

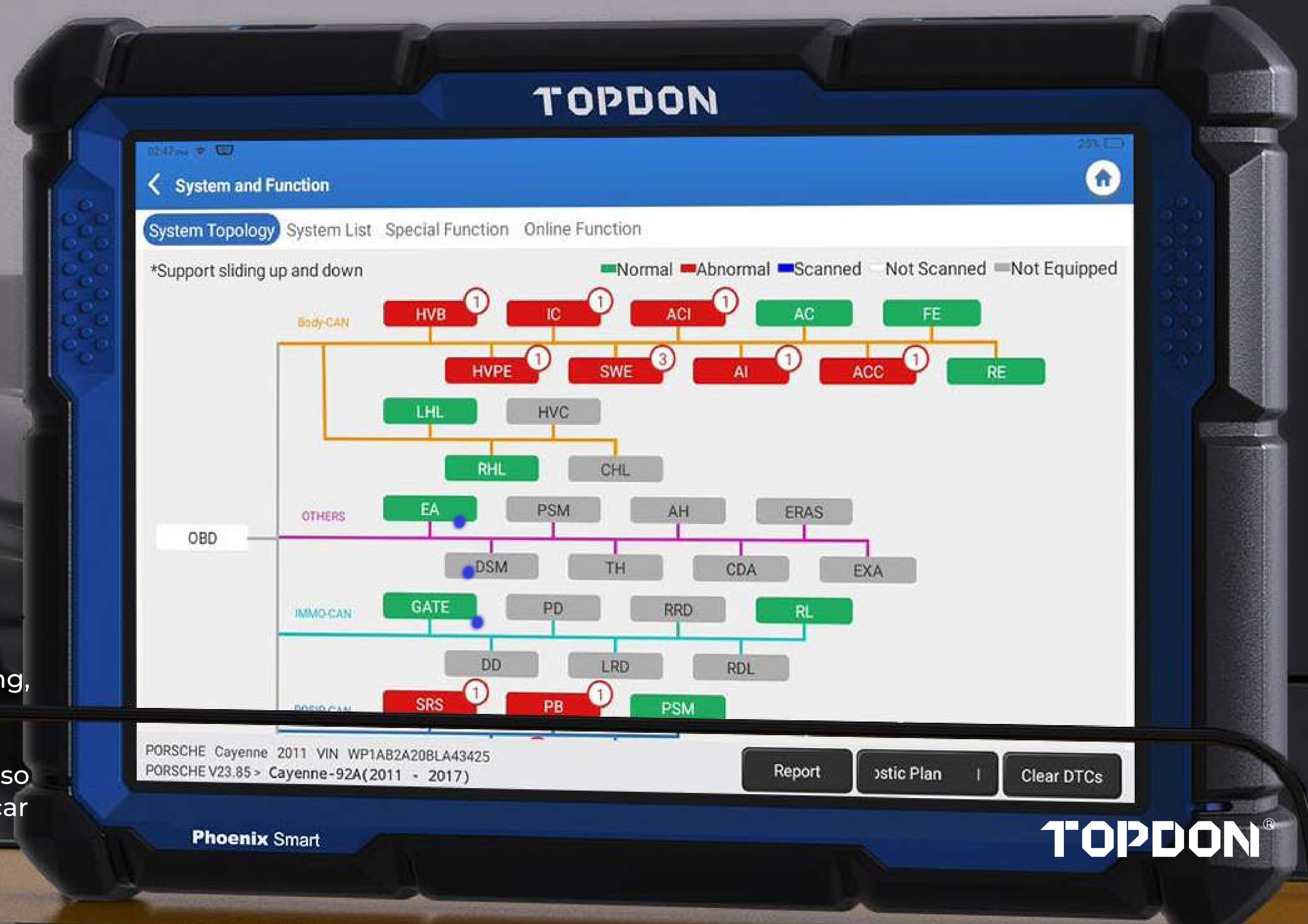
STEP-BY-STEP GUIDED PROCEDURES



Guided procedures and functions streamlines the repair process. Follow the prompts for easy and convenient operation, suitable for VW, Audi, Skoda and SEAT vehicles.

TOPDON[®]

VIEW ALL FAULT CODES ON ONE SCREEN!



The Phoenix Smart Utilizes Topology mapping, displaying the entire vehicle system.

Raw data is transformed into clear graphics, so technicians can see the entire status of the car system and get right to the vehicle's issues.

ACCESS THE FCA GATEWAY



This advanced diagnostic tool supports FCA Gateway Access, allowing users to work on the most modern vehicles and adjust protected functions.


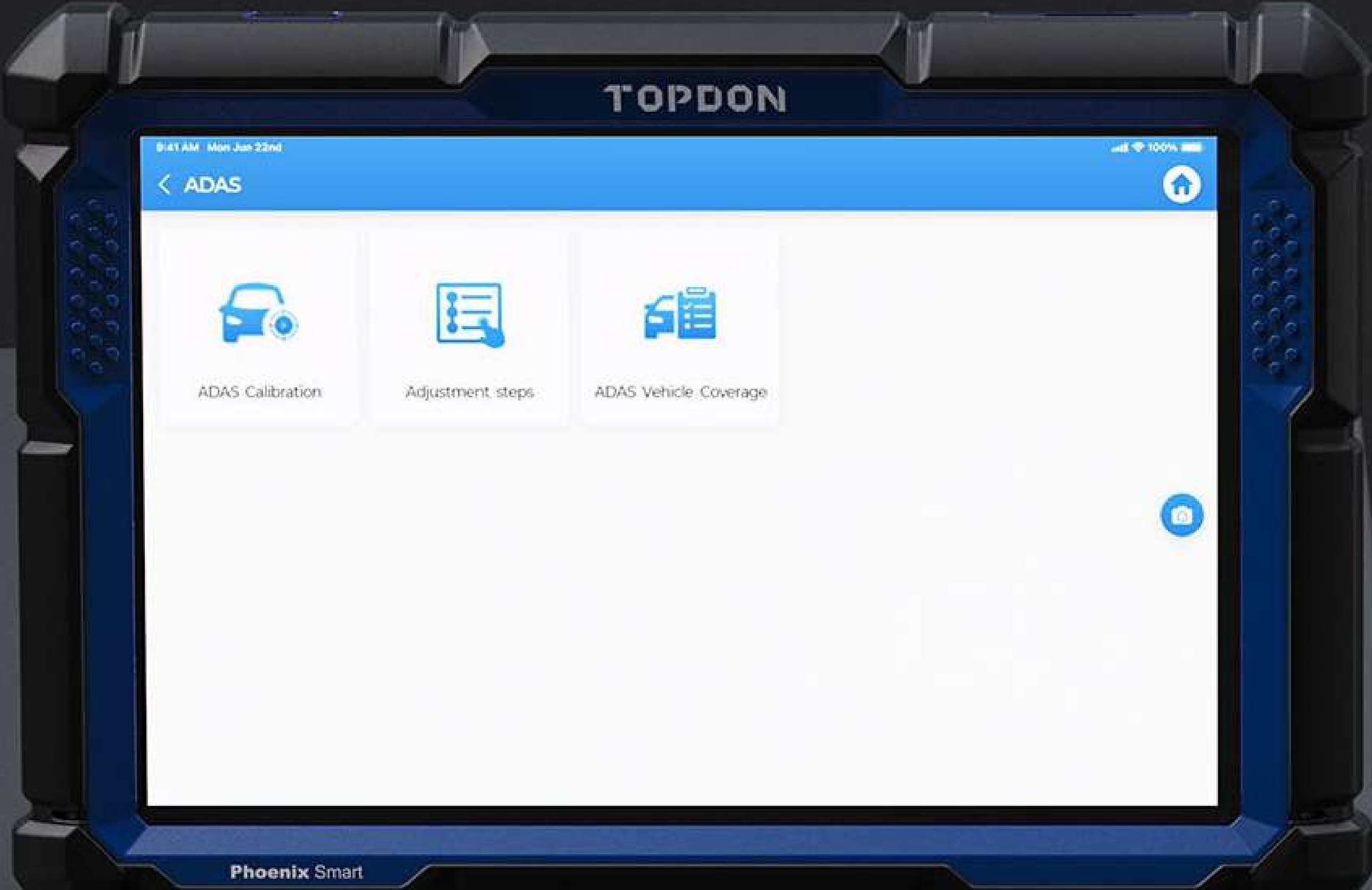
TOPDON[®]

DO MORE WITH SPECIAL SETTINGS



With the Phoenix Smart, users can unlock special features and settings within vehicles. These advanced capabilities include enabling Video-In-Motion via DVD or USB, disabling the seatbelt light, and more. Applicable to vehicle makes such as Audi, VW, BMW, Porsche, Toyota, and more!

ADAS COMPATIBILITY



Offer in-demand services to your customers with the Phoenix Smart. Pair the Phoenix Smart with TOPDON's Phoenix ADAS Mobile Package to calibrate intricate driving assistance functions.

As ADAS software becomes more common in modern vehicles, the demand for ADAS recalibration will only grow. Meet this growing demand with confidence.

TOPDON[®]

PHOENIX SMART FUNCTIONS

The Phoenix Smart offers Full System Diagnostics for over 200 Vehicle Makes

Essential Functions

- ECU Lookup
- Read Fault Code
- Clear Fault Code
- Read Data Streams
- Actuation Test

Special Features

- Cloud-Based Programming
- Online Coding
- 34 Maintenance Services
- VAG Guided Function
- And More

Expanded Functions

- ADAS Compatibility
- Battery Tester Compatibility

Others

- FCA Secure Gateway Access
- Topology Mapping
- Auto Vin
- 10 OBD Functions
- Auto Scan
- Feedback
- Remote Assistance
- One-Tap Upgrades
- Save and Share Report, Print Report Via PC

ESSENTIAL FUNCTIONS



ECU Lookup

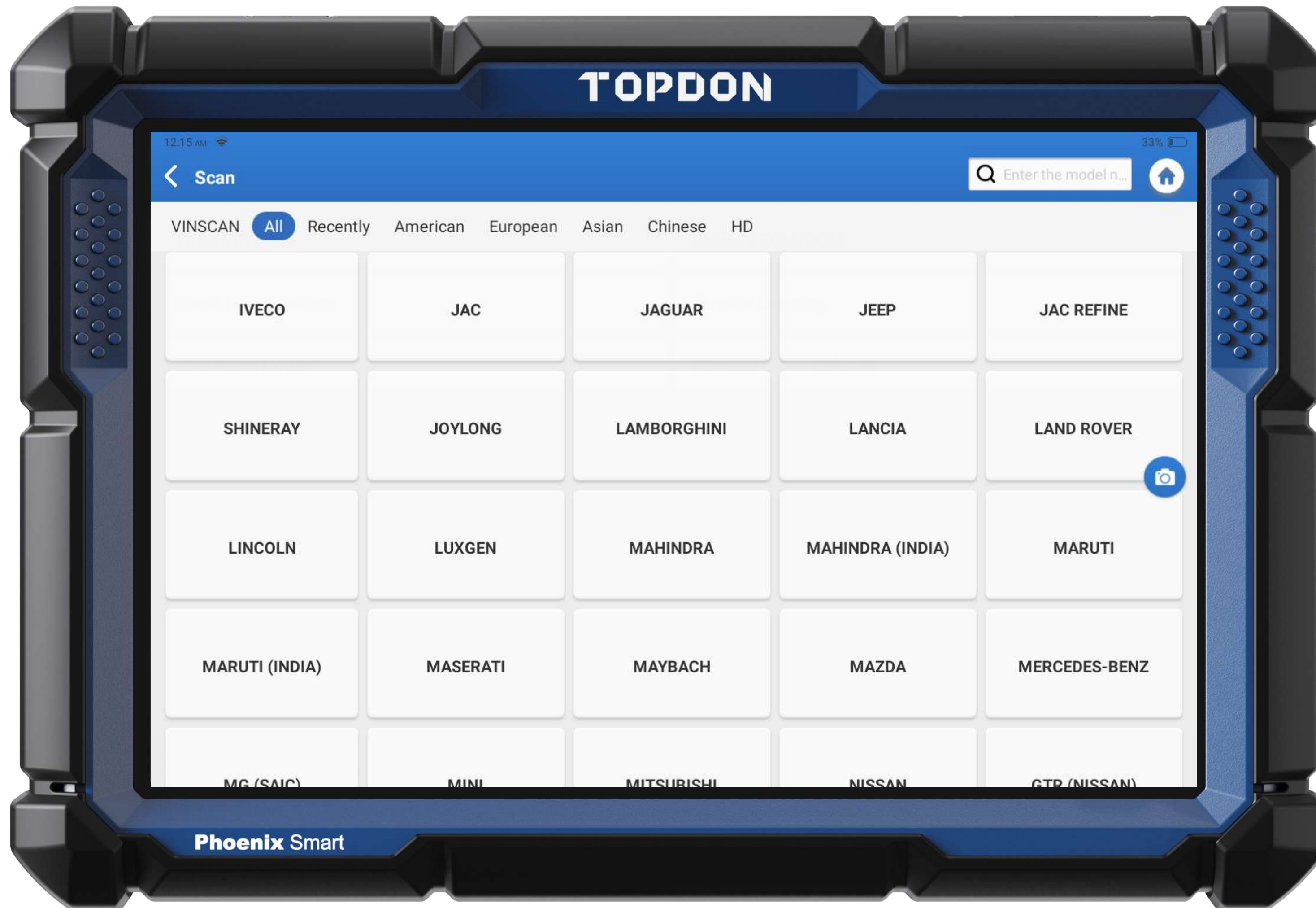
Read Fault Code

Clear Fault Code

Read Data Streams

Actuation Test

SPECIAL FEATURES



Cloud-Based Programming

Online Coding

34 Maintenance Services

VAG Guided Function

And More

CLOUD-BASED PROGRAMMING

Models supporting cloud-based programming

BRANDS

Mercedes-Benz

BMW

AUDI

VW/SKODA/SEAT

Porsche

Jaguar/Land Rover

Nissan

Subaru

Renault

Hyundai

YEAR

Until 2020

Until Feb. 2021

Until 2021

Until 2021

Until 2020

Until 2017

Until 2020

Until 2020

Until 2021 (Part of modes Supported)

Until 2018 (Part of modes Supported)

ONLINE CODING

TOPDON®

Online Coding Available on the following Vehicles

- Benz
- BMW
- Volkswagen
- Audi
- Skoda
- Seat
- Porsche
- Land Rover
- Jaguar
- Nissan
- Subaru
- Renault



34 MAINTENANCE SERVICES



Oil Reset (53 brands)

EBP Reset (41 brands)

DPF (39 brands)

IMMOBILIZER (45 brands)

Suspension Reset (11 brands)

AFS Headlamp Reset (9 brands)

Gear Learning (3 brands)

Throttle Adaptation (37 brands)

ADBLUE Reset (8 brands)

EGR Reset (7 brands)

NOx Sensor Reset (8 brands)

Seats Calibration (18 brands)

Reset AIRBAG (4 brands)

TYPE Reset (5 brands)

Power Balance (9 brands)

AC System Relearn (10 brands)

STOP/START (5 brands)

SAS Reset (44 brands)

BMS Reset (31 brands)

ABS Bleeding (34 brands)

Sunroof Reset (4 brands)

Gearbox Reset (8 brands)

Injector Coding (41 brands)

TPMS Reset (38 brands)

A/F Reset (5 brands)

Coolant Bleed (5 brands)

Language Change (7 brands)

Odometer Calibration (9 brands)

Motor Angle Calibration (5 brands)

Transport mode (13 brands)

Windows Calibration (15 brands)

Gas Particulate Filter Regeneration (14 brands)

High Voltate Battery Diagnostics (7 brands)

Intelligent Cruise Control System

VAG GUIDED FUNCTION

Guided procedures and functions streamlines the repair process. Follow the prompts for easy and convenient operation, suitable for VW, Audi, Skoda and SEAT vehicles.



EXPANDED FUNCTIONS



ADAS Compatibility

Note: TOPDON's Phoenix Mobile ADAS and target packages need to be purchased separately to perform the ADAS calibration.



Battery Tester Compatibility

Note: Battery Tester functionality is only available if you purchase a TOPDON® BTMobile ProS™.

OTHER FUNCTIONS

1. OBD Functions

Support 10 kinds of OBD Modes

2. Auto Vin

The Phoenix Smart automatically uses the right diagnostic software after identifying the vehicle through its VIN.

3. Auto Scan

Automatically Scan All the On-Board Systems.

4. Tool Feedback

Feedback can provide better after-sales service to customers.

5. One-Tap Upgrades

Updating is easy and convenient.

Connect to WIFI. After selecting all software, tap Update to upgrade all software with one tap.

6. Save and Share Reports

7. FCA Secure Gateway Access

8. Topology Mapping

WHAT'S IN THE BOX?

TOPDON®

- 1* Phoenix Smart
- 1* Phoenix MDCI Pro(VCI Dongle)
- 1* OBDI Adapter BOX Transfer Line
- 1* OBDII Extension Cable
- 1* Cigarette Lighter Cable
- 1* Type-C to USB Cable
- 1* Battery Clamps/Cable Set
- 1* User Manual
- 1* Password Envelope
- 10* Non-16pin Adaptor Cable Kit (NN-14+16, BZ-38, T, TA-22, G/V-12, B-20, CR-6, HA-3, M/H-12+16, FT-3)
- 4* Fuse (φ5*20mm)
- 2* Fuse (φ6*30mm)
- 1* Type A to B Cable



MODEL

Phoenix Plus

Phoenix Elite

Phoenix Smart



AL500B,BT300P,BT100

SPECIFICATIONS

HARDWARE

| | | | |
|-------------------|-------------------|-----------------------|-----------------------|
| CPU | 4-Core 2.0GHZ | MT6761 Core 4, 2.0GHZ | MT6761 Core 4, 2.0GHZ |
| RAM | 4G | 4G | 4G |
| ROM | 64G | 64G | 128G |
| Battery Capacity | 12600mAh, 3.8v | 12600mAh, 3.8v | 12600mAh, 3.8v |
| Android Version | Android 10.0 | Android 10.0 | Android 10.0 |
| Screen Size | 10.1 inch | 10.1 inch | 10.1 inch |
| Screen Resolution | 1280 x 800 pixels | 1280 x 800 pixels | 1280 x 800 pixels |
| Wi-Fi | 2.4 GHz | 2.4 GHz | 2.4 GHz |
| Camera | Rear8.0 mp | Rear8.0 mp | Rear8.0 mp |
| Weight | 1.5kg (3.31 lb) | 1.567 kg(3.45 lb) | 1.567 kg(3.45 lb) |

SOFTWARE

| | | | |
|---|-------------------------------|---|--|
| Cloud-Based Programming | X | 6 Brands (Audi, Benz, VW, BMW, SKODA, SEAT) | 13 Brands(Benz, BMW, Audi, VW, SKODA, SEAT, Porche, Jaguar, Land Rover,Nissan, Subaru, Renault, Hyundai) |
| Remote Desk | √ | √ | √ |
| Communication | VCI/Bluetooth | VCI/Bluetooth | VCI/Bluetooth |
| ADAS | √ | √ | √ |
| FCA Secure Gateway | FCA Official Account Subs Fee | FCA Official Account Subs Fee | FCA Official Account Subs Fee |
| Auto VIN | √ | √ | √ |
| Full-System Diagnostic | √ | √ | √ |
| Daily Maintenance Functions (Only the Commonly Used Special Functions, such as: EPB OLS, BMS, DPF, SAS, TPMS, etc.) | 34 | 34 | 34 |
| Diagnostic Topology Display | √ | √ | √ |
| Diagnostic Protocols: D-PDU/J2534/RP1210 | X | X | √ |
| Bus Protocols: DoIP/CAN FD | X | Only CAN FD Supported | √ |

Software Languages

15 Languages
English, German, Spanish, French, Italian, Japanese, Portuguese, Russian, Polish, Turkish, Dutch, Hungarian, Chinese (Traditional), Korean, Finnish

15 Languages
English, German, Spanish, French, Italian, Japanese, Portuguese, Russian, Polish, Turkish, Dutch, Hungarian, Chinese (Traditional), Korean, Finnish

15 Languages
English, German, Spanish, French, Italian, Japanese, Portuguese, Russian, Polish, Turkish, Dutch, Hungarian, Chinese (Traditional), Korean, Finnish

FAQs

Q Q Why Can't I turn on the tablet after it was fully charged?

- A**
- **Possible cause:**
The tablet has been inactive for too long, and the battery was drained.
 - **How to fix it:**
Charge your scanner for over 2 hours before turning it on.
 - **If problems persist:**
Please contact your dealer or TOPDON's technical support for timely assistance.
-

Q Why can't I register my tool?

- A**
- **Possible cause:** Verify if: 1) The tablet isn't connected to a network; 2) Your email address may have been registered already; or 3) There is no verification code in the email box (or spam folder).
 - **How to fix it:**
Make sure 1) your network is stable; 2) use another valid email address; 3) check if the email address is valid, and resent the code.
 - **If problems persist:**
It could be due to server maintenance. Please try again later.



Q Why can't I log in?

A **▪ Possible cause:**

The tablet isn't connected to a network, or the username/password is incorrect.

▪ How to fix it:

Make sure your network is stable. Then: 1) check the username and password; 2) contact TOPDON after-sales support to get the username and password.

▪ If problems persist:

Please contact your dealer or TOPDON's after-sale service for timely support.



Q Why can't I activate the equipment?

- A**
- **Possible cause:**
The tablet isn't connected to a network; the serial number and activation code are incorrect; the activation code is invalid; the configuration is empty.
 - **How to fix it:**
Make sure your network is stable. Then: 1) check if the serial number and activation code are correct (The Serial Number is 12 Digits. The Activation Code is 8 Digits).
 - **If problems persist:**
Please contact your dealer or TOPDON's after-sale service for timely support.



Q Why isn't the tablet activated while updating?

A

- **Possible cause:**
The Phoenix MDCI Pro may not be activated in the registration process.
- **How to fix it:**
Activate the Phoenix MDCI Pro as follows: Tap "User Info" -> "Activate MDCI Pro" -> Input the correct serial number and activation code -> "Activate".

Q There is no power in the Phoenix MDCI Pro after connecting to the vehicle's DLC port?

A

- **Possible cause:**
A Poor connection with the Phoenix MDCI Pro, the vehicle's DLC Port, low battery voltage, or damage to the Phoenix MDCI.
- **How to fix it:**
Pull out the Phoenix MDCI Pro and plug it in again. Then: 1) recharge the vehicle's battery; 2) replace the battery if it is damaged.
- **If problems persist:**
It could be due to server maintenance. Please try again later.



Q The tablet cannot establish a connection with the Phoenix MDCI Pro.

A **▪ Possible cause:**
Poor contact to the Phoenix MDCI Pro, or the firmware is damaged.

▪ How to fix it:
1) Pull out the Phoenix MDCI Pro and then plug it in again; 2) Perform the Phoenix MDCI Pro Bluetooth pairing again. 3) Enter the settings and tap "Fix Connector Firmware/System" to fix the firmware.

Q Can I use other chargers to charge the tablet?

A **▪ No, please use the original charger provided by TOPDON. Any damage and/or repair costs caused by using an improper battery charger will not be TOPDON's responsibility to refund or replace.**



Q How can I save battery power?

A

- Switch off the screen while the tablet is inactive, set a short standby time, or reduce the brightness of the screen.

Q Are there non-standard OBDII adapters in the box?

A

- Yes.

Q The downloaded diagnostic software is inconsistent with the serial number. What should I do?

A

- Selected the wrong Phoenix MDCI Pro.
Enter the "User Info" -> "MDCI" -> select the right Phoenix MDCI Pro.



Q The Scanner Failed to get access to the vehicle's ECU system. What should I do?

A ▪ Please confirm the following cases:
1) Whether the system is available in the vehicle. 2) Whether the Phoenix MDCI is correctly connected. 3) Whether the ignition switch is ON.

Q The Phoenix MDCI Pro is missing. What should I do?

A ▪ Please contact your dealer or TOPDON's after-sale service for timely support.



CONTACT US FOR MORE DETAILS

TOPDON®

www.topdon.com

sales@topdon.com

support@topdon.com

Social Media: [@topdonofficial](#)

+86-755-21612590 (Global HQ)

+1-833-629-4832 (North America)

CHINA TOPDON HQ

Unit 2005 20/F, No.3040 xinghai Avenue,
Qianhai Shimao Tower, Qianhai Shenzhen-Hongkong
Cooperation Zone, Shenzhen, PR, China 518000

USA TOPDON HQ

400 Commons Way, Suite A
Rockaway, NJ 07856

